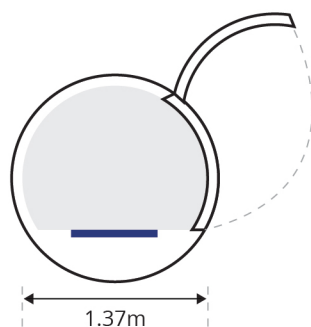
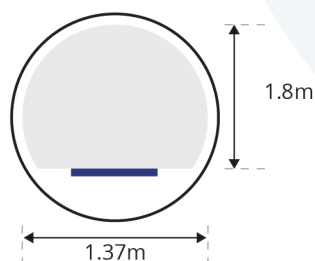
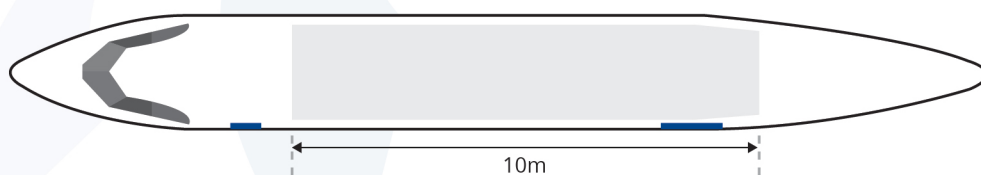
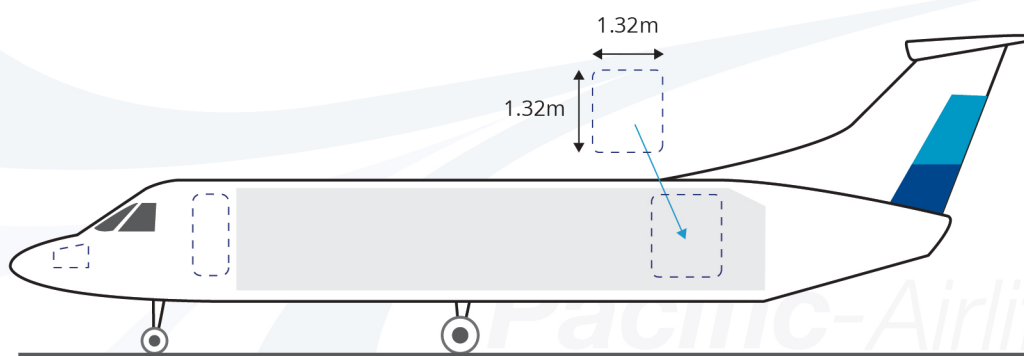




## Beech 1900C/D

The Beech 1900C and 1900D are short-haul regional passenger/cargo aircraft that can be converted to cargo carriers. It was developed from the King Air 200. The D designation has a deeper fuselage and larger volume compared to the C designation.



### Specifications

|                                |                                |
|--------------------------------|--------------------------------|
| Manufacturer                   | Beechcraft                     |
| Type                           | 1900C/D                        |
| Cargo Hold Size LxWxH (m)      | 10 x 1.37 x 1.8                |
| Main Door Size WxH (m)         | 1.32 x 1.32                    |
| Lower Forward Door WxH (m)     | N/A                            |
| Lower Aft Door WxH (m)         | N/A                            |
| Bulk Size WxH (m)              | N/A                            |
| Payload (kg)                   | D Model 2,556<br>C Model 2,630 |
| Volume (m³)                    | 18                             |
| Cruise Speed (kph)             | 528 (285 knots)                |
| Range Fully Loaded (km)        | 891                            |
| Runway Length Requirement (m)  | 1,139                          |
| Runway Length Requirement (ft) | 3,737                          |
| Powerplant                     | 2 x Turboprop                  |