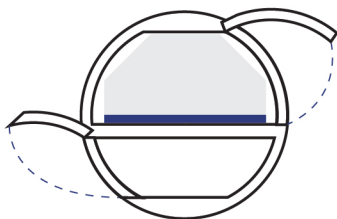
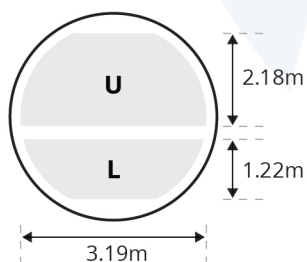
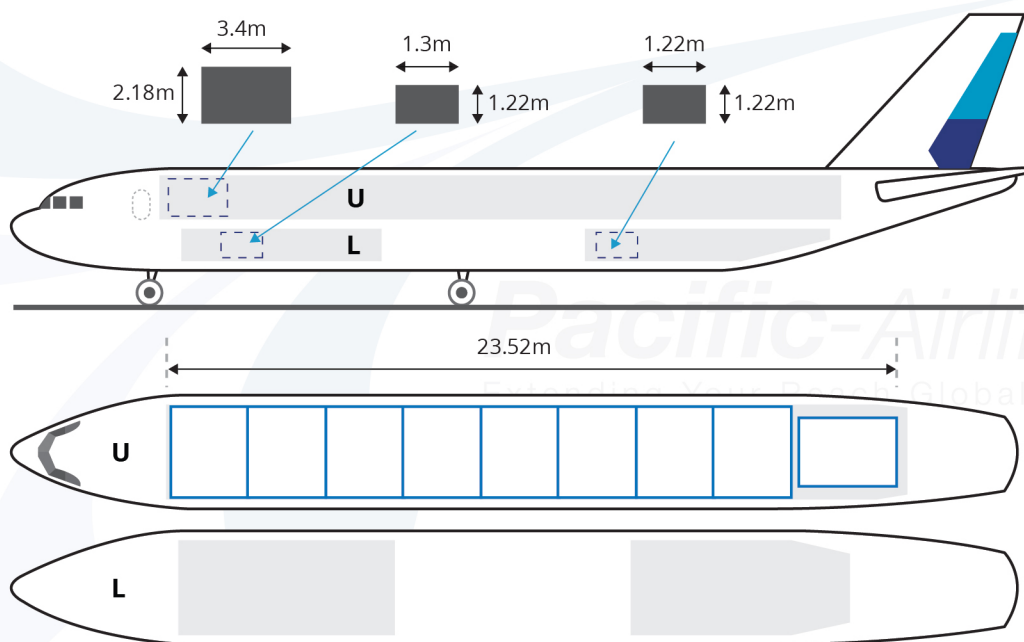




## Boeing 737 300F

The 737-300 is a medium-range narrow-body aircraft with a stretched fuselage. It can accommodate 8 2.24 x 3.18m containers on the main deck. It has forward lower deck volume of 12 cubic meters and aft lower deck volume of 18.2 cubic meters.



### Specifications

Manufacturer	Boeing
Type	737-300F
Cargo Hold Size LxWxH (m)	23.52 x 3.19 x 2.13
Main Door Size WxH (m)	3.4 x 2.18
Lower Forward Door WxH (m)	1.3 x 1.22
Lower Aft Door WxH (m)	1.22 x 1.22
Bulk Size WxH (m)	N/A
Payload (kg)	14,000
Volume (m³)	67
Cruise Speed (kph)	820 (448 knots)
Range Fully Loaded (km)	2,700
Runway Length Requirement (m)	1,850
Runway Length Requirement (ft)	6,070
Powerplant	2 x Turbofan